

**Port Authority® Ladies Silk Touch™ Polo. - L500**



 Banana

 Black

 Bright Lavender

 Burgundy

 Charcoal Heather Grey

 Clover Green

 Coffee Bean

 Cool Grey

 Court Green

 Dark Green

 Deep Berry

 Eggplant

 Gold

 Hibiscus

 Kelly Green


 Light Blue

 Light Pink


 Lime

 Maroon

 Maui Blue

 Mediterranean Blue

 Mint Green

 Navy

 Orange

 Purple


 Red

 Royal

 Steel Grey

 Stone

 Strong Blue

 Sunflower Yellow


 Teal Green

 Texas Orange

 Tropical Pink

 Turquoise

 Ultramarine Blue


 White

**Port Authority® Ladies Silk Touch™ Long Sleeve Polo L500LS**



 Black

 Burgundy

 Dark Green

 Navy

 Red

 Royal

 White

**Port Authority® Ladies Silk Touch™ 3/4-Sleeve Polo. L562**



 Navy

 Red

 Black


 Royal

# Port Authority® Silk Touch™ Polo K500




 Banana

 Black


 Bright Lavender

 Burgundy

 Charcoal Heather Grey

 Clover Green

 Coffee Bean

 Cool Grey

 Court Green

 Dark Green

 Deep Berry

 Gold

 Hibiscus

 Kelly Green


 Light Blue

 Light Pink

 Lime

 Maroon

 Maui Blue

 Mediterranean Blue

 Navy

 Orange

 Purple

 Red

 Royal


 Steel Grey

 Stone

 Strong Blue

 Sunflower Yellow


 Teal Green

 Texas Orange

 Tropical Pink

 Turquoise

 Ultramarine Blue

 White

**Port Authority® Silk Touch™ Long Sleeve Polo K500LS**



 Black

 Burgundy

 Cool Grey

 Dark Green

 Navy

 Red

 Royal

 Stone

 White

**Gildan® - DryBlend® Crewneck Sweatshirt. 12000**



-  Ash
-  White
-  Black
-  Charcoal
-  Forest
-  Navy
-  Royal
-  Sport Grey

**COMFORT COLORS® Ring Spun Crewneck Sweatshirt. 1566**



- |   |   |  |
|---|---|--|
|  Blue Jean   |  Denim       |  Seafoam    |
|  Blue Spruce |  Flo Blue    |  True Navy  |
|  Butter      |  Grey        |  Watermelon |
|  Chalky Mint |  Light Green |  White      |
|  Chambray    |  Orchid      |  |
|  Crimson     |  Pepper      |  |

**Port Authority Ladies Collective Outer Shell Jacket. L900 (Womens)**



Black



Graphite



Navy Blue



**Port Authority Collective Outer Shell Jacket. J900 (Mens)**



Deep Black



Graphite



Night Sky Blue



River Blue Navy



**Port Authority Ladies Active Soft Shell Jacket. L717**



True Royal



Deep Black



Grey Steel



Dress Blue Navy



**Port Authority® Mens Active Soft Shell Jacket. J717**



Deep Black



Grey Steel



Dress Blue Navy



True Royal



**Port Authority® Ladies Connection Fleece Jacket L110**



 Charcoal

 Deep Black

 Gusty Grey

 River Blue Navy

 True Blue

**Port Authority® Collective Smooth Fleece Jacket. F904**



**Deep Black**



**Graphite**



**Gusty Grey**



**Night Sky Blue**



**River Navy Blue**

**Port Authority® Mens Active 1/2-Zip Soft Shell Jacket. J716**



Deep Black



Dress Blue Navy



Grey Steel



Navy Windbreaker Jacket - CINTAS

